

DECORATIVE CASTINGS

Home Guard offers a variety of decorative castings to enhance and personalize your custom window guards.



CR-2
ELDORADO



CR-3
SCROLL



CR-17
COSMOPOLITAN



PICKET
SPEAR



CR-20
SPRINGTIME



CR-18
TWIN HEART



CR-21
OAK



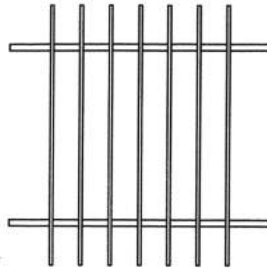
CR-23
GRAPE




CR-10
BUTTERFLY

Available Window Guard Types

Home Guard offers five types of window guards to cover various applications and preferences:




OPEN TOP



CLOSED TOP



HINGED*



PATIO



Home Guard Industries, Inc.

P.O. Box 39 • Grabill, IN 46741

1-800-525-1885 FAX (260) 627-0969

www.home-guard.net

©Copyright 2013 Home Guard Industries, Inc.



DOORS & WINDOWS

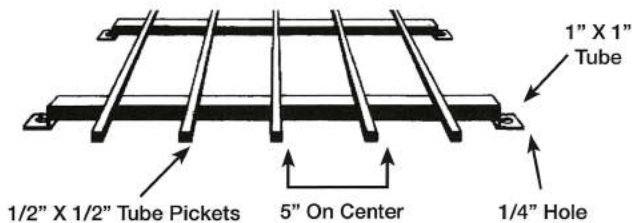
16 GAUGE STEEL WINDOW GUARDS & GATES



Custom Laser Art
Window Guards Available

HEAVY-DUTY CONSTRUCTION FOR SAFETY & SECURITY

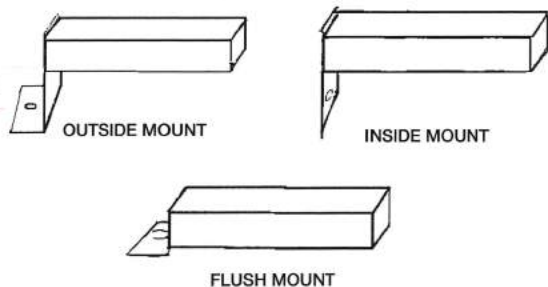
Home Guard steel window guards are constructed using 1/2" square steel tube pickets welded to 1" square steel tube crossbars providing both exceptional strength and security. Pickets are spaced approximately 5" on center. All window guards exceeding 48" in height will have an additional 1" crossbar added to them to provide greater strength and stability to the window guard. All window guards are powder coated to provide a durable and beautiful finish.



Mounting Brackets Available

Home Guard offers three types of mounting brackets allowing you the versatility to meet most applications. Surface mount (Flush or Outside) and Inside mount.

Each mounting bracket will be supplied with non-reversible screws to affix the mounting bracket to the guard once the proper position has been determined.

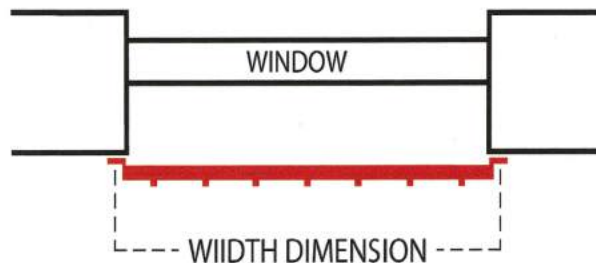


Measuring Instructions For Steel Window Guards & Gates

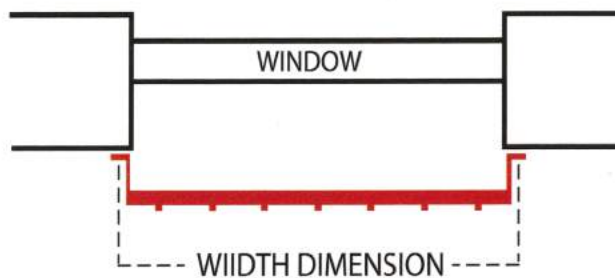
Based upon the application, first determine if the window guard will be a surface mount (flush or outside) or an inside mount. This is determined by whether the window guard will overlap either the wood or brick facia, or will be inset into the window opening (inside mount).

Outside Mount (Flush or 3 Inch Offset)

Determine the point where the brackets need to be installed. Provide the width measurement based on the distance from the installation holes on the brackets. Height is determined by the window opening.



OUTSIDE SURFACE MOUNT
FLUSH MOUNT

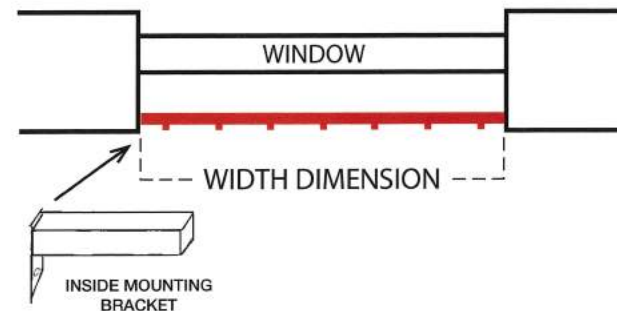


OUTSIDE SURFACE MOUNT
3 INCH OFFSET

MEASURING INSTRUCTIONS FOR STEEL WINDOW GUARDS (Cont.)

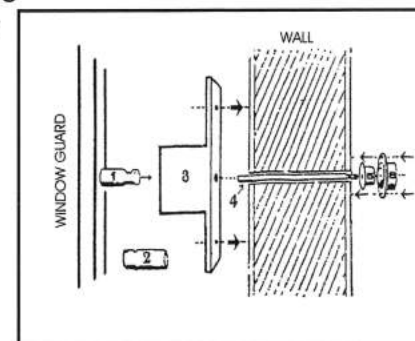
Inside Mount

When measuring for inside mount applications, the opening measurement is extremely important. Provide both the width and height measurement where mounting brackets will be anchored. For window guards that exceed 48" in height, please provide a top, middle and bottom measurement.



Escape Lock On Hinged Window Guard (Standard on All Hinged Window Guards)

- Quick and easy installation
- Push button release inside
- One small 5/16" hole through wall
- No assembly required on lock mechanism
- 11" rod through wall
- Tamperproof
- 2-1/2" between guard and frame



Note: Guards mounted on exterior of structure do not carry a finish warranty.